



**1000 ,**

17783—72

( )

3, .

31

1972 . (

46)

8

1972 . 1152

621.315.652(083.74)

\ 77

1000 ,

**17783—72**

The hooks for insulators of electrotrnnsmision  
nirial line voltage up to 1000 V, communication  
**airial** line and radio network

**3046—45;**  
**412“)—48**

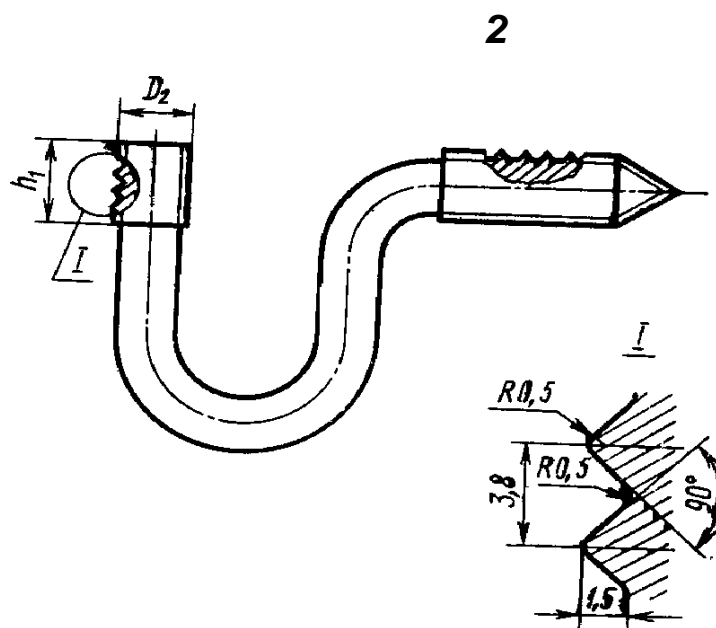
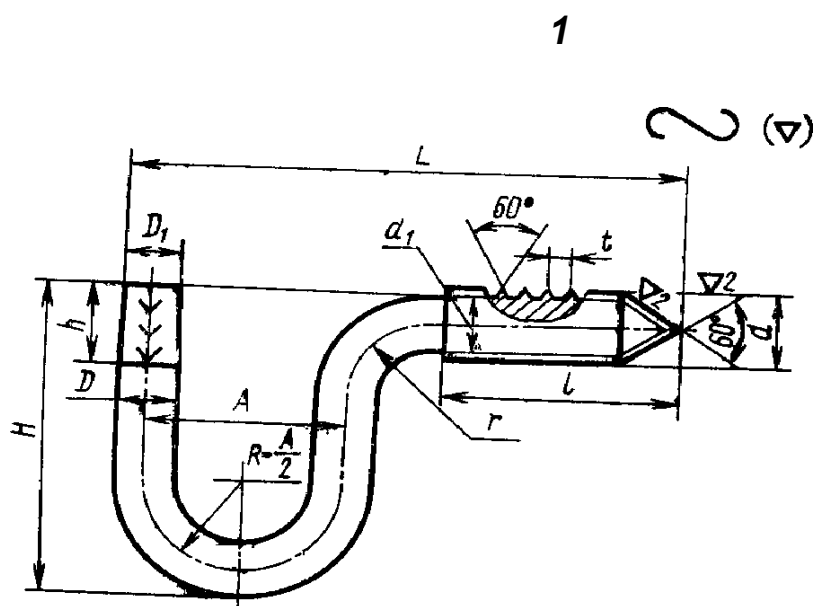
8/VI 1972 . 1152

1 /VII 1973 .

1. ,

1.1. : ;

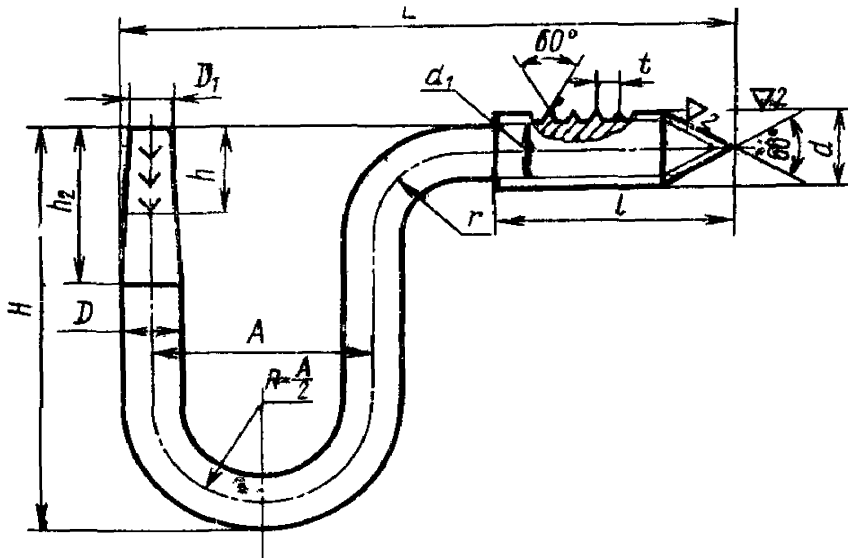
L2. . 1, 2 . 1.



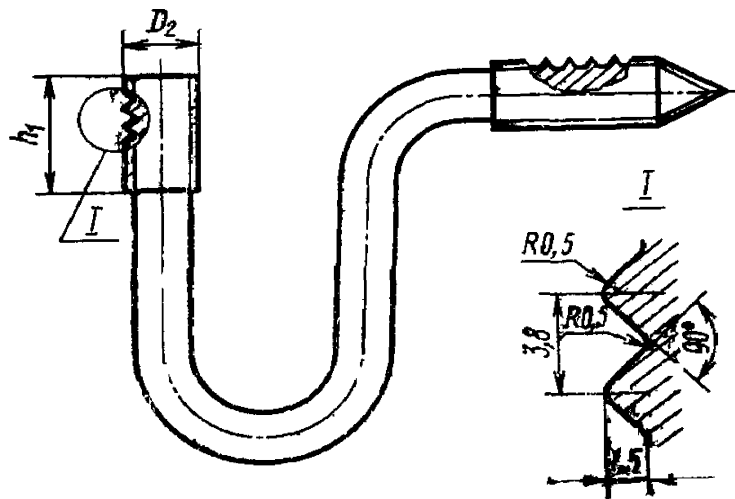
, 1

1

(V)



2



. 2

	D		Dt		1	i	h	1,	L	1	t <sub>j</sub>	ft) ^	t	4			
		X		X	ls	ftx		?	2s	J4	X	X					
									ft*	2*	a*	IS					
-8	8		8		9								3,5	6,4	0,080		
			11,0		58		15		95	40	±4	35	±2	15			
	<b>10</b>				12		20						5,5	<b>9,0</b>	0,135		
		(0)3				1	1										
-12	12	-0,5			15	80	±3	22	22	130	±0	53		18	25	10	0,210
KH-16	16				17		±5		170	70		50		24	30	15	0,500
								{5									
-18	18		-0,5	<b>JO<sup>+1</sup></b>	21					£0							0,850
												76		33	6,0	1	
-20	20				23	150	+6	32	32	80	210	80		{5	30	17	1,050
-22	22	+0,5			25											19	1,180
		-0j			23							oQ		40			
-25	25				26											22	1,770

.4 17783 72

1, 0=10 :

2:

foci -

1, 0=16 :

foci -

2:

2.

2.1.

2590—71

, , 4

380—71.

-

2.2.

2.3.

-8, - ,  
-20, -25, -32.

-12

5

3  
-16,

-18,

2.4.

-12  
-25.

4

1,5

-16,

-18,

-8,  
-20,

- ,  
-22,

2.5.

0,7

1,2

-

-

120°

-

( 2).

2.6.

0,25 h.

2.7.

-

2.8.

5631—70

3.

3.1.

-

3.2.

—

1471—72.

4.

4.1.

:

)

*D*

∧

;

)

-

)

,

. 2;

,

*h*

$f_{h1}$

2,

. 2.

2

-8	40	40
-10	55	50
-12	65	60
-16	165	160
-18	220	180
-20	270	220
-22	320	300
-25	480	440

1

5.

5.1.

80

5.2.

)

)

)

)

5.3.

,

)

)

)

)

29/VI 1972 . . . 15/VI11 1972 . 0,5 . . . 6 000

. . . -22, . . . 256. . . 497<sup>3</sup>